



12 Power Words Hand Motions by Julie Fletcher
3rd grade teacher in Reading and Math 100%
Saturn Elementary School - Cocoa, Florida
Principal – Michael Miller 321-633-3535


Trace – Outline

Make box w/finger


Formulate – Build and create

Hand on top of hand


Analyze – Tear down/take apart

Undo hands from top to bottom


Infer – Read between the lines and make a guess

Draw lines on hand



Evaluate – Judge/check

Hit hand w/fist and then make a check mark w/finger

Describe – tell about it

Make talking motion w/hand

Support – Back up w/details

Place hands on shoulders and take several steps backwards

Explain – List in steps

Make list w/fingers 1-3

Summarize – Short version

Left hand is flat and right hand makes a small book with thumb on bottom and pointer and middle finger are together on top

Compare – Alike

Two hands side by side

Contrast – Different

Hands are one in front of the other

Predict – Think about the future

And make a guess and point forward

Put pointer finger on side of head (think about the future)
then point finger straight ahead (make a guess)

For each one, say word and then do hand motion as you speak